



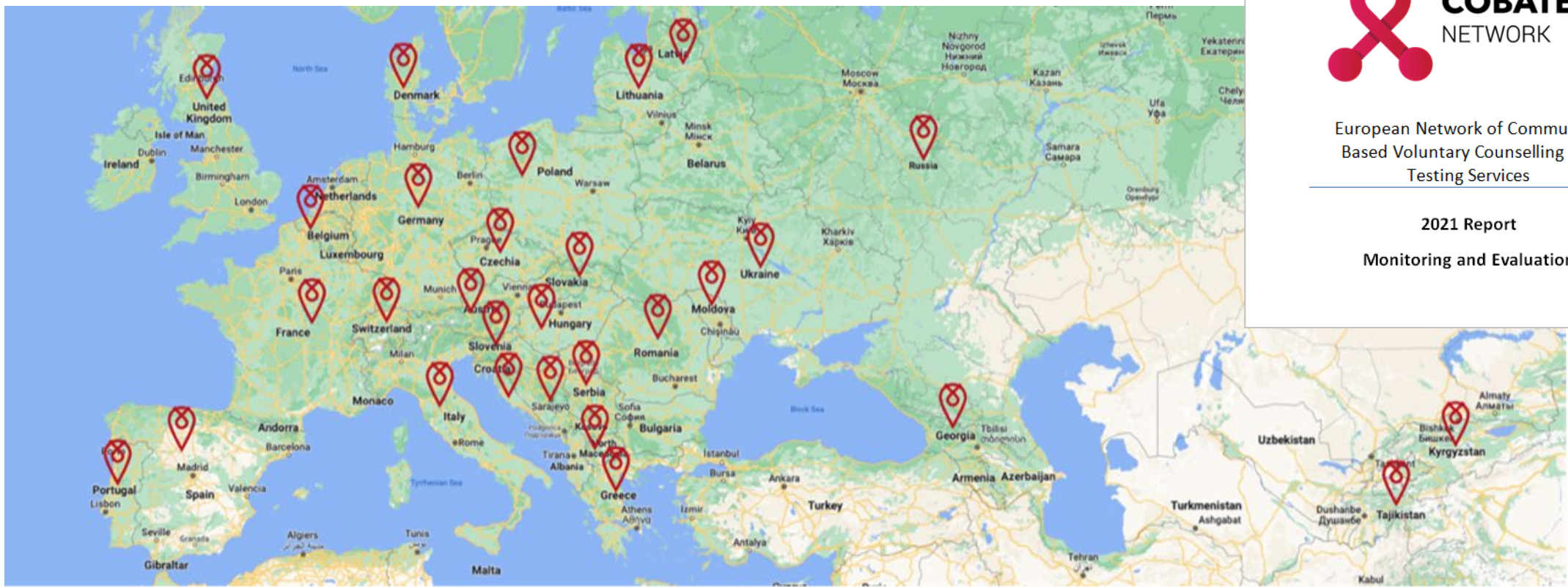
# **COBATEST**

## NETWORK

**A European network of community-based voluntary counselling and testing (CBVCT) services**



The COBATEST Network connects organizations across Europe and Central Asia that provide community-based voluntary counselling and STI/HIV testing (CBVCT) services.



**COBATEST**  
NETWORK

European Network of Community-Based Voluntary Counselling and Testing Services

2021 Report  
Monitoring and Evaluation

The network comprises 104 CBVCT members from 27 European and 2 Central Asian countries.

# COBATEST network objectives

1. To promote and to increase visibility of community health work.
2. To advocate for the inclusion of community-based testing in national policies and national plans across Europe.
3. To generate, analyse and disseminate harmonised community-based testing data to be used at local, national and regional level.
4. To strive to be representative of the reality of CBVCT in the WHO European region.
5. To increase the quality of CBVCT services in the WHO European region.
6. To promote synergies and alliances with other stakeholders working with key populations.


# COBATEST network tools

1. Common indicators
2. Standardized data collection
3. Free online data collection

Free Web Tools

(<https://cobatest.org>)

- Export tool
- Graphs tool
- Report tool



## CBVCT PROGRAMME M&E REPORT FORM

### HIV-COBATEST CBVCT services network

CBVCT service name : **Actuavallès**

CBVCT service address :

Responsible individual

Name :

E-mail address :

Telephone number :

Reporting period : from **2021-01-01** to **2021-12-31**

Total operational cost :

Number of positives diagnosed late :

Contextual information about CBVCT service :

Type of HIV tests used :

### CBVCT 1 : Number of clients tested for HIV

Number of clients tested for HIV with a screening test	All	Males	Females	-25	25+
MSM	316	316	0	41	153
SW	311	13	286	34	246
IDU	7	3	3	2	7
MIGRANT	430	106	312	60	293
ALL			488	179	496

CBVCT 1: Number of clients tested for HIV						
Number of clients tested for HIV with a	All	Males	Females	Transgender	< 25 years	25+ years
MSM			NA			
SW						
IDU						
Migrants						
All						

CBVCT 2: Proportion of clients who reported to have been previously tested for HIV						
	All	Males	Females	Transgender	< 25 years	25+ years
<b>MSM</b>						
<b>Proportion</b> (%) of clients who reported to have been previously tested for HIV	#DIV/0!	#DIV/0!	NA	#DIV/0!	#DIV/0!	#DIV/0!
<b>Numerator:</b> number of clients who reported to have been previously tested for HIV			NA			
<b>Denominator:</b> number of clients tested for HIV with a screening test	0	0	NA	0	0	0
<b>SW</b>						
<b>Proportion</b> (%) of clients who reported to have been previously tested for HIV	#DIV/0!	#DIV/0!	#DIV/0!	#DIV/0!	#DIV/0!	#DIV/0!
<b>Numerator:</b> number of clients who reported to have been previously tested for HIV						
<b>Denominator:</b> number of clients tested for HIV with a screening test	0	0	0	0	0	0
<b>IDU</b>						
<b>Proportion</b> (%) of clients who reported to have been previously tested for HIV	#DIV/0!	#DIV/0!	#DIV/0!	#DIV/0!	#DIV/0!	#DIV/0!
<b>Numerator:</b> number of clients who reported to have been previously tested for HIV						
<b>Denominator:</b> number of clients tested for HIV with a screening test	0	0	0	0	0	0
<b>Migrants</b>						
<b>Proportion</b> (%) of clients who reported to have been previously tested for HIV	#DIV/0!	#DIV/0!	#DIV/0!	#DIV/0!	#DIV/0!	#DIV/0!
<b>Numerator:</b> number of clients who reported to have been previously tested for HIV						
<b>Denominator:</b> number of clients tested for HIV with a screening test	0	0	0	0	0	0
<b>All</b>						
<b>Proportion</b> (%) of clients who reported to have been previously tested for HIV	#DIV/0!	#DIV/0!	#DIV/0!	#DIV/0!	#DIV/0!	#DIV/0!
<b>Numerator:</b> number of clients who reported to have been previously tested for HIV						
<b>Denominator:</b> number of clients tested for HIV with a screening test	0	0	0	0	0	0

# Indicators

## CBVCT 1: People screened for HIV – 2020

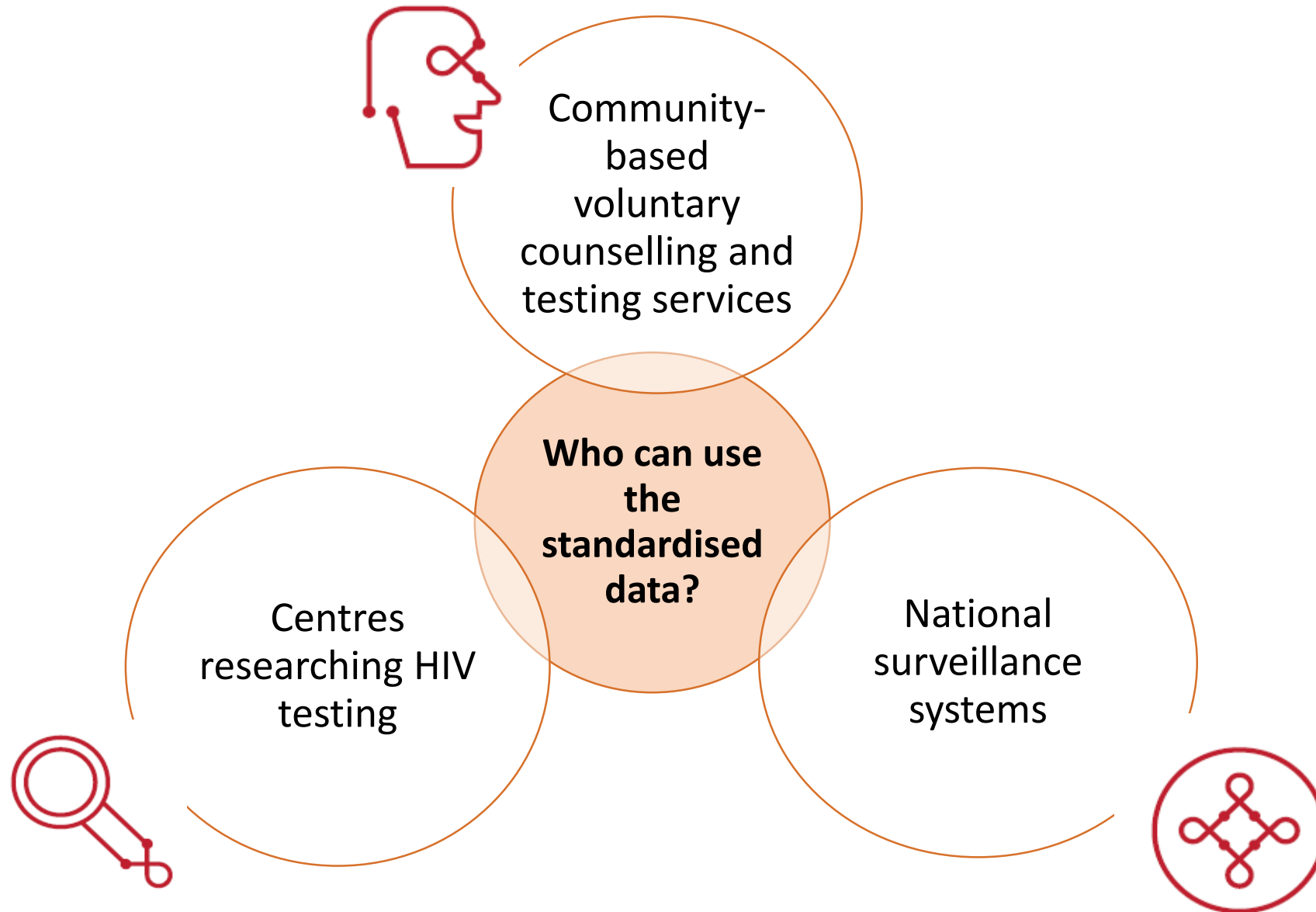
		All	Males	Females	Transgender	<25 years old	25+ years old
MSM	n	34526	34127	NA	399	7419	19930
	%	38.5	55.4	NA	45.2	35.3	35.4
SW	n	4858	1671	2717	448	1031	3598
	%	5.4	2.7	10.2	50.7	4.9	6.4
PWID	n	1723	1456	252	12	268	1376
	%	1.9	2.4	0.9	1.4	1.3	2.4
Migrants	n	21313	12851	8019	408	4940	16027
	%	23.8	20.9	30.1	46.2	23.5	28.5
All	n	89649	61627	26638	883	21046	56328
	%	100	100	100	100	100	100

# Indicators

## CBVCT 5: Proportion of clients with reactive HIV screening test result– 2020

		All	Males	Females	Transgender	<25 years old	25+ years old
MSM	Proportion (%) of clients with HIV reactive screening HIV test result	1.65	1.61	NA	5.01	1.37	1.94
	Numerator: number of clients with reactive screening HIV test result	568	548	NA	20	102	387
SW	Proportion (%) of clients with HIV reactive screening HIV test result	1.46	2.21	0.11	6.47	1.16	1.5
	Numerator: number of clients with reactive screening HIV test result	71	37	3	29	12	55
PWID	Proportion (%) of clients with HIV reactive screening HIV test result	1.22	0.96	1.98	8.33	1.49	1.02
	Numerator: number of clients with reactive screening HIV test result	21	14	5	1	4	14
Migrants	Proportion (%) of clients with HIV reactive screening HIV test result	1.58	1.86	0.84	6.62	0.83	1.77
	Numerator: number of clients with reactive screening HIV test result	336	239	67	27	41	284
All	Proportion (%) of clients with HIV reactive screening HIV test result	1.04	1.22	0.47	3.4	0.73	1.2
	Numerator: number of clients with reactive screening HIV test result	934	753	126	30	154	678

# Who can use standardised data?





# Contact us!

lflopez@iconcologia.net

[www.cobatest.org](http://www.cobatest.org)



@cobatestnetwork